

Virtual Loop 2.0

Model number : OVS-02GT

The Virtual Loop 2.0 is a Vehicle Presence Sensor for use on Gates and Barriers.

The advanced Distance Measuring Radar reliably detects vehicles of all sizes while ignoring nearly all human movement. Eliminate all the hassles of installing and servicing in-ground loops and give your customer reliable activation and presence for all their gate applications.



26 Feet Extended Range



No cutting, coring or drilling of concrete or asphalt required



Extremely stable under all types of weather conditions



Presence Detection for all types of vehicles

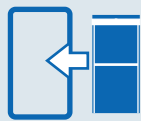


Can be programmed to ignore or detect humans based on application

Settings via Smartphone App



Direct conduit access

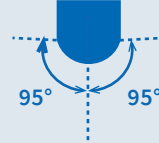


Direct installation for single gang box



12 - 24V AC / DC

Flexible power supply



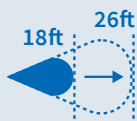
Wide angle adjustment



Improved built-in heater



Visible indicator



Longer detection range



IP66

Water resistance



2 outputs



Improved human cancellation

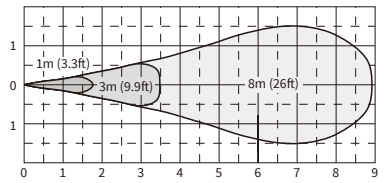
Specifications

Name		Vehicle Detection Sensor
Model	OVS-02GT	
Detection method	Microwave (FMCW)	
Frequency	Microwave: 24GHz, BLE communication: 2.4GHz	
Response	Min 500ms	
Supply voltage	12 to 24VAC/DC	
Power consumption	Heater enabled: Up to 300mA, Heater disabled: Up to 80mA (at 24V)	
Output	1	Non-Voltage Relay Output 30VDC 0.3A or less (resistance load)
	2	Non-Voltage Relay Output 30VDC 1A or less (N.O./N.C.)
RS485	n/a	
Detection range	6 to 26ft range adjustable	
Detectable vehicle speed	1 to 21mph	
Application	Gate-activation, protection / count / traffic control	
Parameter	Angle	Gate: 90°/45°, Traffic control: 45°, Count: 45°
	Detection area range	6 to 26ft
	Detected sensitivity	Level 1 to 7
	Undetected sensitivity	Level 1 to 7
	Sensitivity boost	OFF / Low / Middle / High
	Sensitivity boost timer [s]	Off / 0.5 / 1 / 2 / 3 / 4 / 5 / 10 / 20 / 40
	Detection response time (min)	Off / 5 / 60 / 180 / ∞
Indicator	ON / OFF	Possible to switch with the app
	Normal operation	Standby: solid green, Detected: solid red, Bad environment: blinking green (slow), BLE connected: solid blue
	Detection area check	Not detected: blinking blue, Pre-detected: blinking green, Detected: blinking red
	Calibration	Calibrating: quick blinking blue, Error: alternate blinking red & blue
	Sensor reset	Reset complete: solid yellow for 2 seconds
Ambient temperature	-22 to 122°F	
Operating ambient humidity	95% max.	
Degree of protection	IP66	
Installation location	Indoor/outdoor, pole mounting (diameter: φ2.56in)	
Installation height	18 to 20 in (from the road surface to the bottom of the unit)	
Sensor angle adjustment	Left and right: ±93°	
Weight	770g (including accessories)	
Accessories	Retaining screw x 4, quick manual	

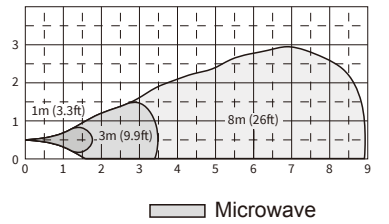
Specifications are subject to change without notice for improvement.

Detection Area Diagram

Top View [Unit:m] 1m=3.3ft.



Side View

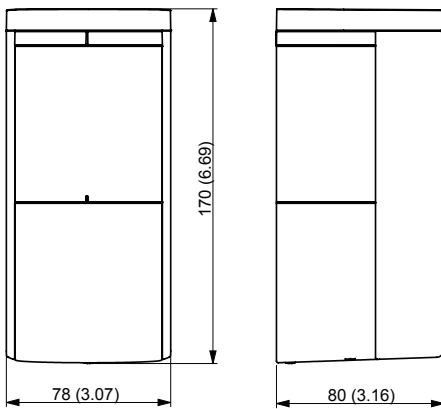


Installation height 0.5m(1.6ft.),
Operation type: Device activation,
Sensitivity: 4,

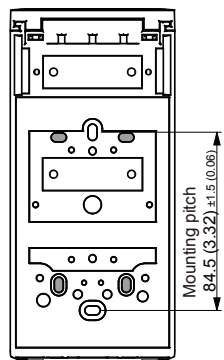
*Under normal operation, the detection area by an actual vehicle may be smaller.

Dimensions

Exposed



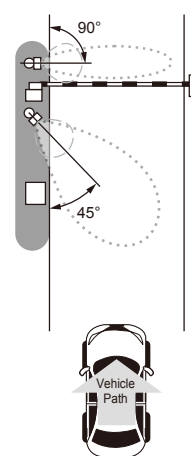
[Unit:mm(inch)]



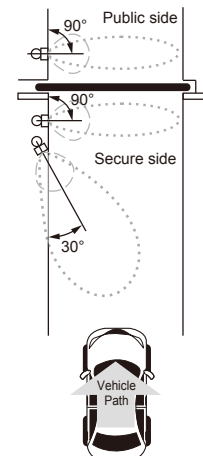
Compatible to single gang box & OPTEX Mini Posts

Sensor Installation Conditions

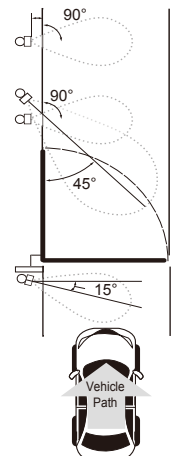
Barrier Gate



Slide Gate



Swing Gate



Contact us: 800.966.7839
sales@optexamerica.com

www.optexamerica.com

